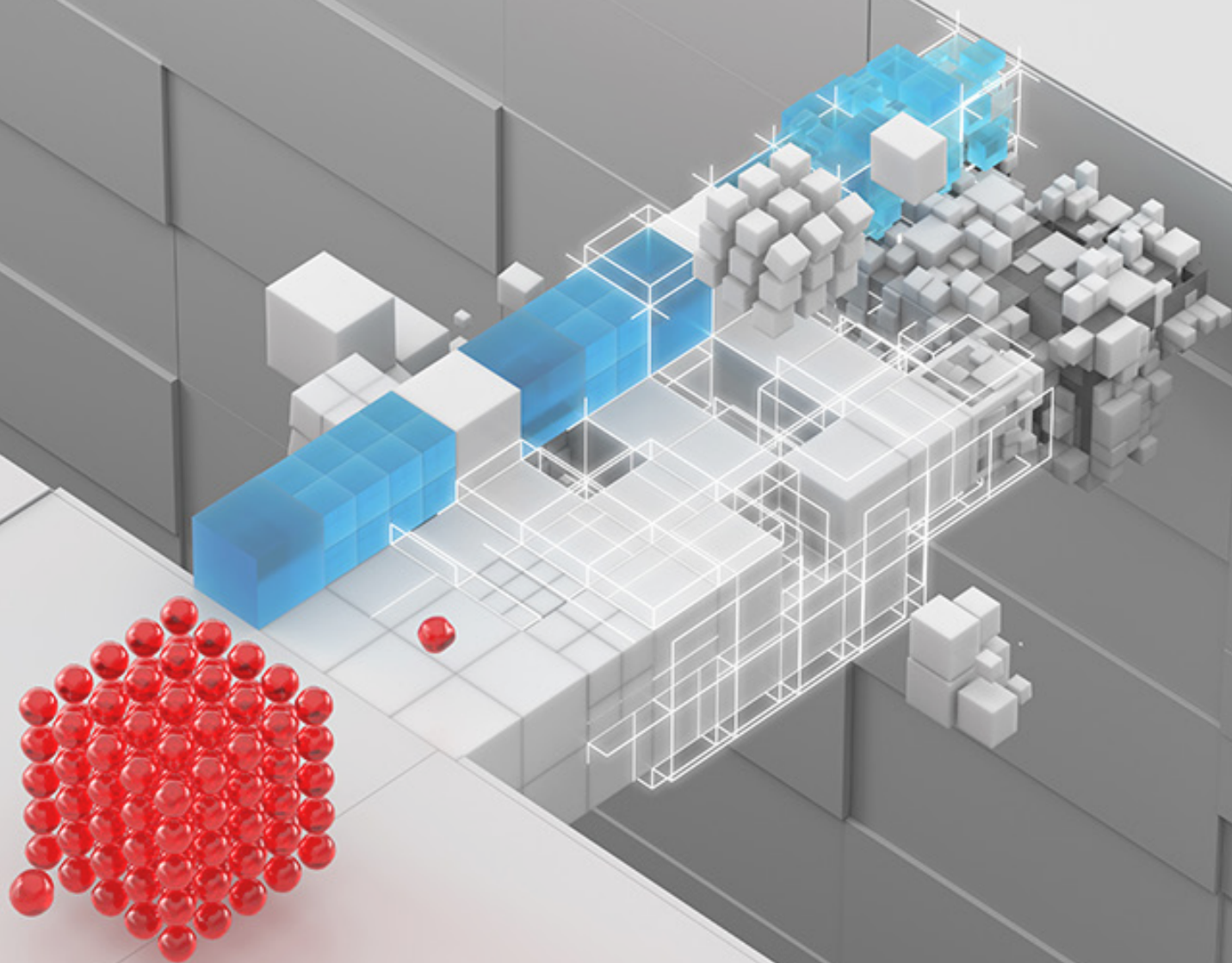


cobas® p 612 pre-analytical system

Adapting to today's needs.
Flexible for tomorrow's demand.

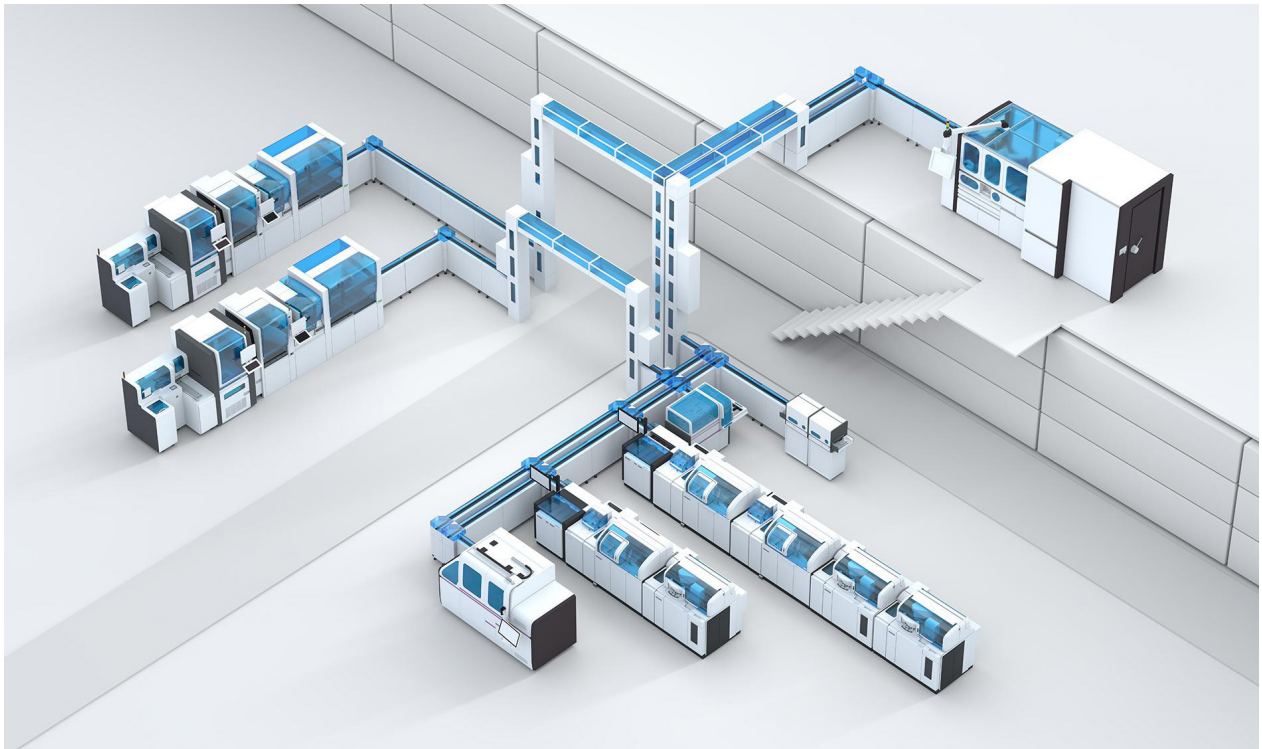




Performing today,
transforming tomorrow

Automation solutions

Design the solution that best fits your needs



Flexible

Flexible workflows
and layouts



Scalable

Support from medium
to mega lab



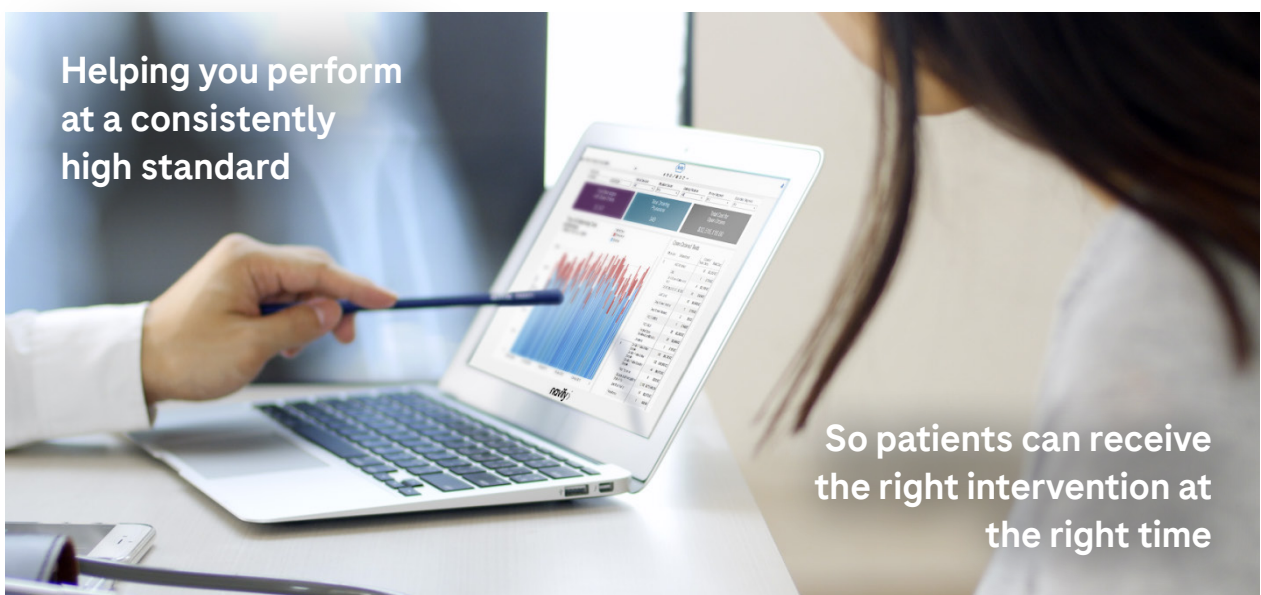
Serviceable

Reduced installation
and service time



Seamless

Integration with
our analyzers



Helping you perform
at a consistently
high standard

So patients can receive
the right intervention at
the right time

Everything designed to work together as one



Innovation

The best answer to face emerging challenges in laboratory operations

Quality

Comprehensive inspection of sample quality at an early stage



Speed

High productivity without compromising space and safety

Flexibility

Adapts to the lab's sample handling needs

Innovation

cobas p 612 is the best answer to face emerging challenges in laboratory operations by offering the following innovative functionalities:

Validated for Molecular Diagnostics

Easy to add functionalities

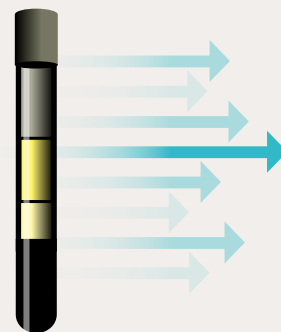
Comprehensive inspection of samples quality

Designed for today and tomorrow, to keep you competitive in a changing environment

Speed

cobas p 612 is designed for laboratories that require high productivity. It delivers speed without compromising space and safety.

Throughput
of up to 1400
samples/hour



More early inspections of samples. Good to go!

Quality checks

cobas p 612 performs comprehensive inspection of samples at an early stage, maximizing workflow efficiency.



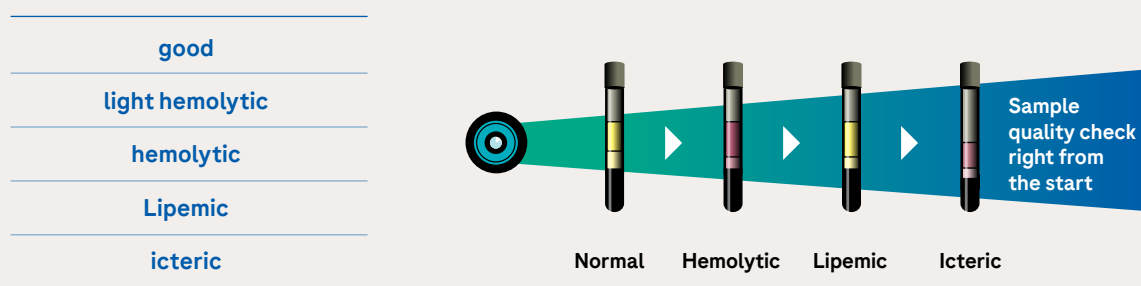
Automated spin status detection

cobas p 612 detects whether blood samples have been centrifuged or not. Spin status enables a greater workflow efficiency, preventing unspun samples from being tested. Measurements are made via laser through 3 barcode labels.



Automated sample quality check

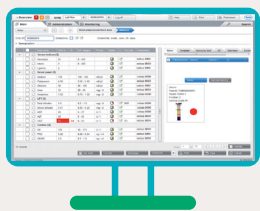
cobas p 612 checks the sample through a high definition camera, classifying sample quality into 5 different user-defined categories.



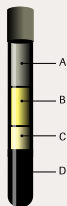


Capture of sample image


A valuable support for your medical decisions, enhancing reliable and fast results.



Sample image and data
on **navify**® Lab Ops

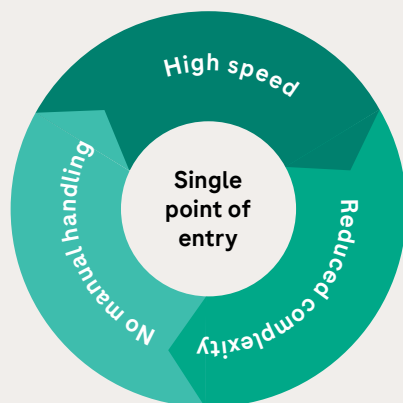


Sample
image



Immediate access to
samples' information

Flexibility to adapt to your needs



Single point of entry for convenient sample loading

Through convenient sample loading, the **cobas** p 612 is the ideal single point of entry for reduced complexity. There is no need to pre-sort sample tubes prior to loading.



Input area – Bulk loading

Adapt the sorting area to your workflow and stay flexible

- Sorting areas are freely definable
- Supporting a wide variety of racks from Roche and other vendors

Single point of entry to automate all lab disciplines

Personalized Workflows for maximum efficiency

cobas p 612 offers an integrated and safe automated aliquoting enabling personalized workflows.

Importance and usability examples of aliquoting

- To maintain sample integrity
- To deliver parallel processing for shortest time to results
- For send-outs
- For archiving samples
- Others

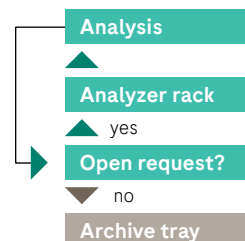
The aliquot unit uses air displacement pipetting system, the same technology used in **cobas**® 6800/8800 Systems (Roche Molecular Diagnostics)

Aliquot unit




Centralizes and automates sorting decisions while saving time

- No manual re-racking from beginning to end
- First pass and recursive workflow



Evolution of cobas p 612

Validated for Molecular
Diagnostics



**Safe – Validated for
cross-contamination
compliance**


The **cobas** p 612 is validated
for both serology and molecular
diagnostics testing.

Clinical laboratory

NAT virology laboratory

Blood screening laboratory

**Roche automation is validated for
cross-contamination compliance**



Compatibility is key

A solution compatible
with multiple lab disciplines

Chemistry

Immuno-chemistry

Hematology

Coagulation

Urinalysis

Molecular
Diagnostics laboratory

A solution compatible with
other lab disciplines

COBAS is a trademark of Roche.
© 2024 Roche

Published by
Roche Diagnostics International Ltd
CH-6343 Rotkreuz
Switzerland

diagnostics.roche.com
