

# AVENIO Edge System

## Site preparation planning

### Planning


The AVENIO Edge System is delivered in four crates. A trained and certified Roche Service Representative (RSR) will support you in the preparation activities and will be necessary to perform the installation. This document will orient you about the key space, power, and operating requirements. You may need to consider a storage area for the crates between the delivery and scheduled installation date. Please coordinate with your RSR on delivery and installation dates.

AVENIO Edge Instrument: 09283234001

FortiGate 60F Firewall: 09539913001

Unified Gateway US version: 10169516001

AVENIO Designer Software: 10001224001



### Site requirements

#### Power requirements:

##### Mains voltage range:

110V to 125V ±10%  
200V to 240V ±10%

##### Mains frequency range:

50Hz ±5% to 60Hz ±5%

##### Power consumption:

1760 VA to 2300 VA

#### Environmental conditions:

##### Operating temperatures:

+15°C to +30°C (+59°F to +86°F)

##### Relative humidity, (rH):

30% to 80% (non-condensing)

#### Instrument dimensions:

Width (A)	1659 mm
Depth (B)	784 mm
Height (C)	2022 mm
<b>Total weight:</b>	<b>560.9 kg</b>

### Instrument components

You will receive the following four crates, each containing one (1) each of the following:

#### 1 Base Unit

(W x D x H: 1820 x 1100 x 1530 mm; weight: 307 kg)

##### Chassis

*Includes:* Interface for earthquake protection, status light and drip trays

##### Pipetting arm

*Includes:* Lower Disposable Tip eject

##### Gripper arm

*Includes:* Gripper head and 2D barcode scanner

##### Touchscreen

*Includes:* Mount

##### Front flap

*Includes:* Door locks

##### Top panels and roof

*Includes:* LED-strip and UV-C Purion 36W UV light

##### 2x Side panels

##### Back panels (upper and lower part)

*Includes:* Fans and diverters

##### Deck segment back panel (IDS6)

#### 2 Instrument Deck

(W x D x H: 2200 x 1010 x 770 mm; weight: 196 kg)

##### Deck

*Includes:* Plate and lid storage magazines, short and long gripper finger exchange station

##### Deck segment 2

*Includes:* 17x tip tray positions, quantification plate magazine

##### Deck segment 3

*Includes:* Trough carrier, trough lid park, reagent mini rack carrier, combi tool, cooling tube rack carrier

##### Deck segment 4.1

*Includes:* Primer plate magazine, cooling unit, 5x cooling tube racks, 2x cooling lids, cooling lid park position

##### Deck segment 4.2

*Includes:* Output plate position, input position and strip tube downholder, 2x tip park position, lid park position

##### Deck segment 5

*Includes:* Separation station, heater shaker, thermal cycler, 2 waste chutes, liquid waste plate position

#### 3 Cabinet

(W x D x H: 2200 x 1010 x 1080 mm; weight: 236kg)

##### Cabinet

*Includes:* Power button, 2x USB connection, 4x feet & rollers, interface for earthquake protection

##### 4x doors

*Includes:* Door lock (left compartment)

##### Shelf (right compartment)

##### Side panels

##### Back panel

*Includes:* Fan and diverters

##### Solid waste compartment

##### Industrial PC

##### Power box

##### USB hub

##### Thermal cycler controller box

##### Cooling unit

##### Handheld barcode scanner

*Includes:* Mount

#### 4 Quantification Module

(W x D x H: 780 x 630 x 470 mm; weight: 34 kg)

##### Quantification module

##### Software

**AVENIO Edge Software** (preinstalled)

## AVENIO Edge System *Site preparation planning*

### Hardware installation

A team of 4 professional movers will safely deliver the instrument into the lab. Time and effort needed for transport will depend on the local layout and space available. We recommend a walk through to check doors and elevator prior to installation. The RSR will instruct the movers and supervise the installation of the base unit and its cabinet.

### Layout

#### Transport condition on wheels

#### Minimum space requirements:

A x B x C = 1659 x 784 x 2022 mm

#### Net weight of instrument: 5500 N

**Wheel diameter:** 50 mm, avoid threshold, sensitive to shock

#### Operating condition

#### Minimum space requirement:

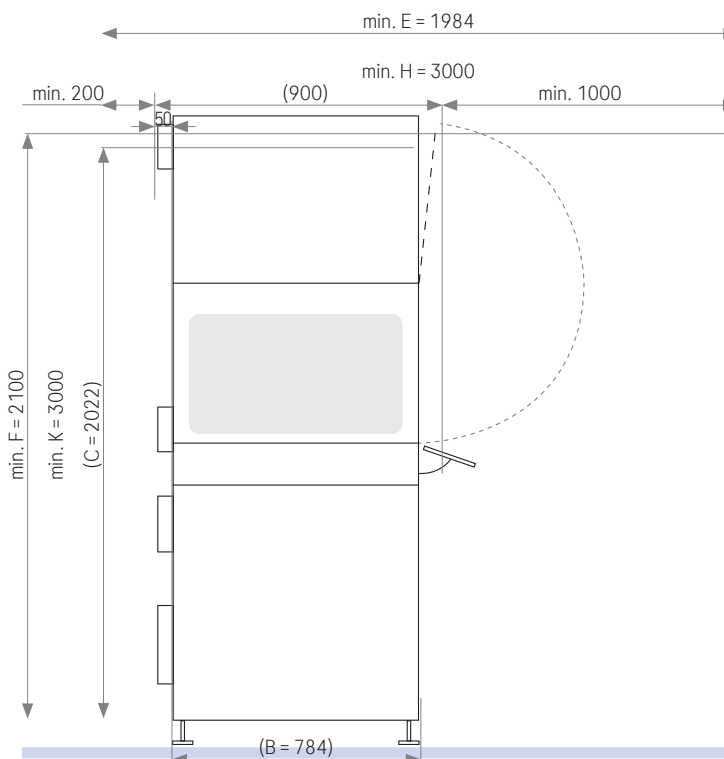
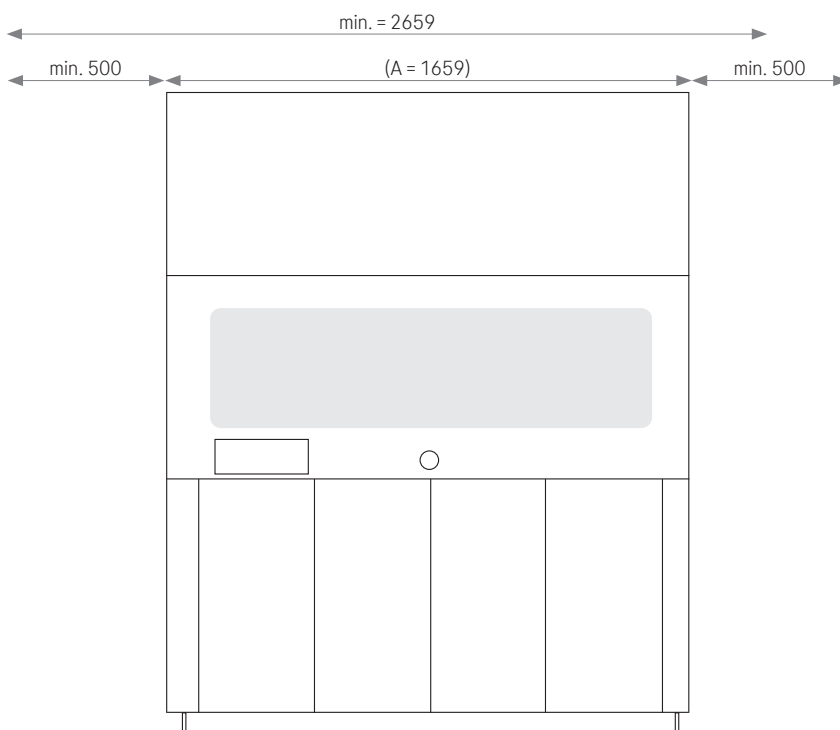
D x E x F = 2659 x 1984 x 2100 mm

**Maximum pressure on floor of each foot:** less than 1 MPa

#### Construction and service condition

#### Minimum space requirement:

G x H x K = 2659 x 3000 x 3000 mm



Published by:  
Roche Sequencing and Life Science  
9115 Hague Road  
Indianapolis, IN 46256  
[sequencing.roche.com](http://sequencing.roche.com)

AVENIO Edge reagents and workfl ws are for Research Use Only. They are not intended for diagnostic applications. AVENIO, AVENIO EDGE and COBAS are trademarks of Roche.

All other trademarks

© 2024 Roche Diagnostics Corporation. All rights reserved.

MC-US-15159

05/2025