



KAPA RNA EvoPrep Kit

Unlock every transcript.
Don't let low quality input
be a limiter.



The **KAPA RNA EvoPrep Kits** are Roche's latest, high-performance solution for RNA library preparation. Designed for as **low as 0.25 ng inputs and challenging samples like FFPE**, the kits feature **ReadyMix reagents** that reduce the number of tubes and simplify the workflow with fewer steps. This unique chemistry, powered by **KAPA EvoT4 DNA Ligase**, improves library conversion efficiency, and offers **higher sensitivity and more of unique transcript detections***. The KAPA RNA EvoPrep Kits aim to set a new standard for efficient and automated transcriptome analysis by NGS.

Benefits of the KAPA RNA EvoPrep Kits*

Achieve more in less time with a simplified workflow



ReadyMix/Master Mix formats enable easy automation, reducing hands-on time and consumables while streamlining the workflow down to 3.5 hours.

Discover more from even lower-quality and lower-quantity inputs



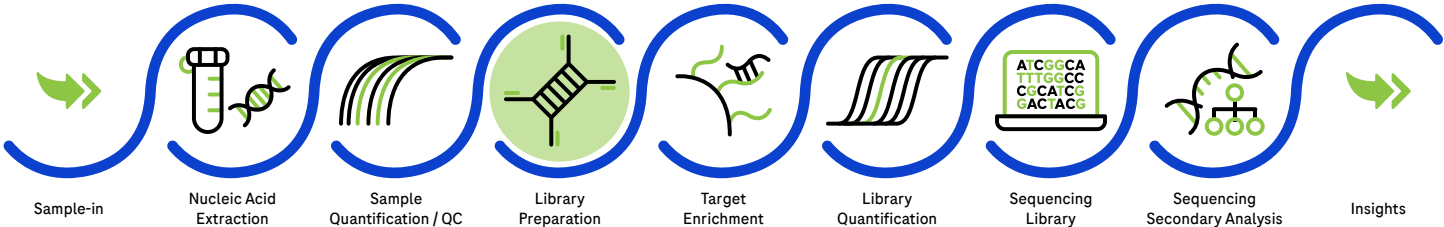
Powered by the KAPA EvoT4 DNA Ligase the KAPA RNA EvoPrep Kits deliver higher library yields even from 0.25 ng of RNA and more transcript detections even from low FFPE RNA inputs.

Stand by your results with confidence



KAPA RNA EvoPrep Kit consistently detects the highest number of unique transcripts across all input amounts, demonstrating superior sensitivity and robustness compared to other supplier kits.

Constantly evolving, efficient, and complete solutions



*Compared to earlier KAPA RNA Library Prep chemistries.

For Research Use Only. Not for use in diagnostic procedures. Data on file with Roche.

Simplify your workflow. Accelerate your discoveries.

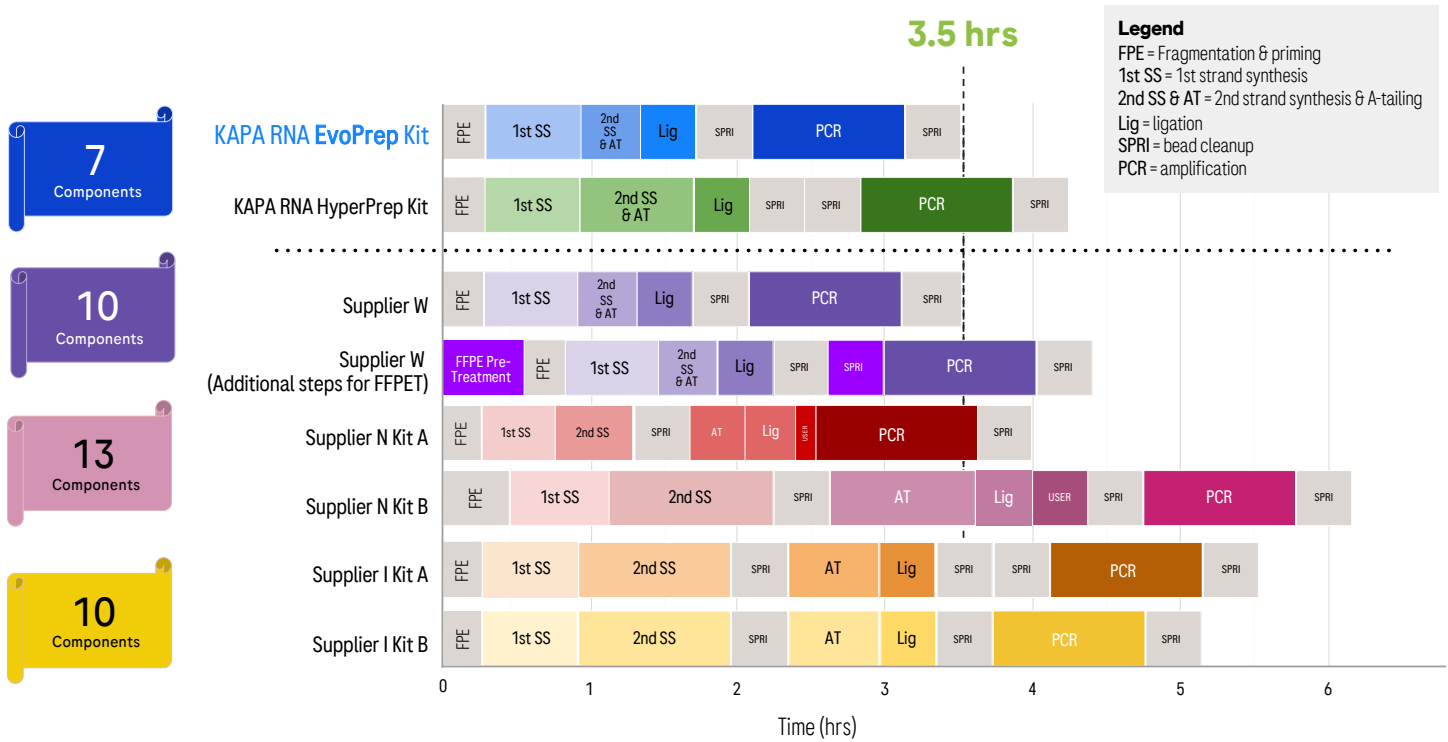


Figure 1. Workflow comparisons to other suppliers show that the innovative ReadyMix and stabilized Master Mix reagents reduce kit components to just 7, a dramatic reduction from at least 30% to 46% compared to other suppliers. This creative approach minimizes hands-on time, reduces the chance of error, simplifies automation and streamlines RNA library preparation.

Other suppliers' websites accessed in June 2025:
<https://watchmakergenomics.com/portfolio/rna-solutions/rna-with-polaris/>
<https://www.neb.com/en/products/e7760-nebnext-ultra-ii-directional-rna-library-prep-kit-for-illumina>
<https://www.illumina.com/products/by-type/sequencing-kits/library-prep-kits/stranded-total-rna-prep.html>

Boosted library conversion and yield from low input FFPE RNA with less amplification.

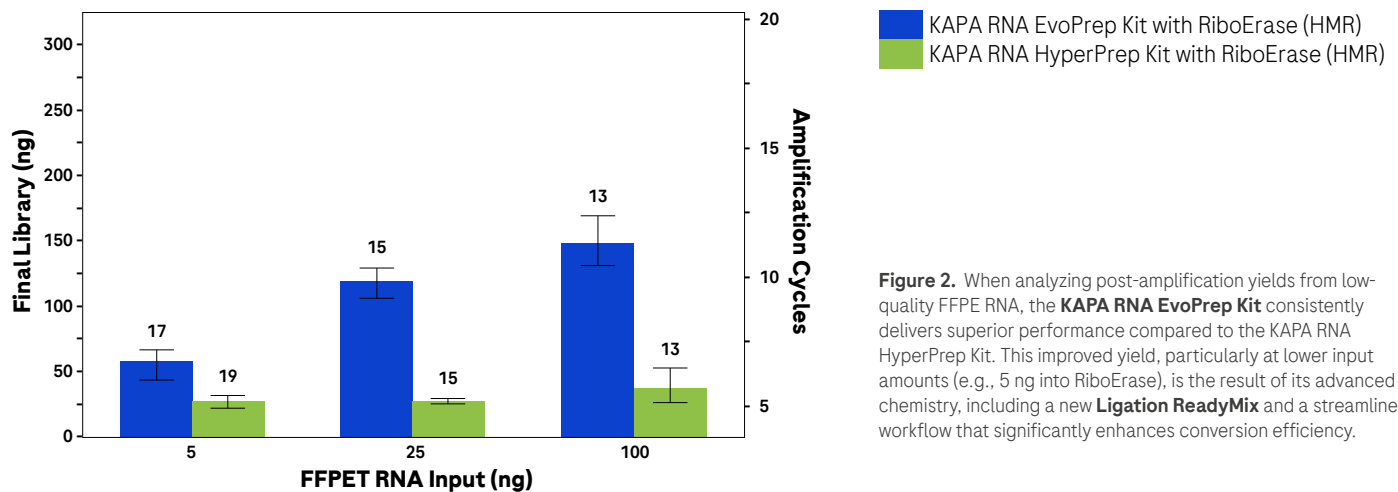


Figure 2. When analyzing post-amplification yields from low-quality FFPE RNA, the **KAPA RNA EvoPrep Kit** consistently delivers superior performance compared to the KAPA RNA HyperPrep Kit. This improved yield, particularly at lower input amounts (e.g., 5 ng into RiboErase), is the result of its advanced chemistry, including a new **Ligation ReadyMix** and a streamlined workflow that significantly enhances conversion efficiency.

Detect more unique transcripts from low input, low quality FFPE RNA samples.

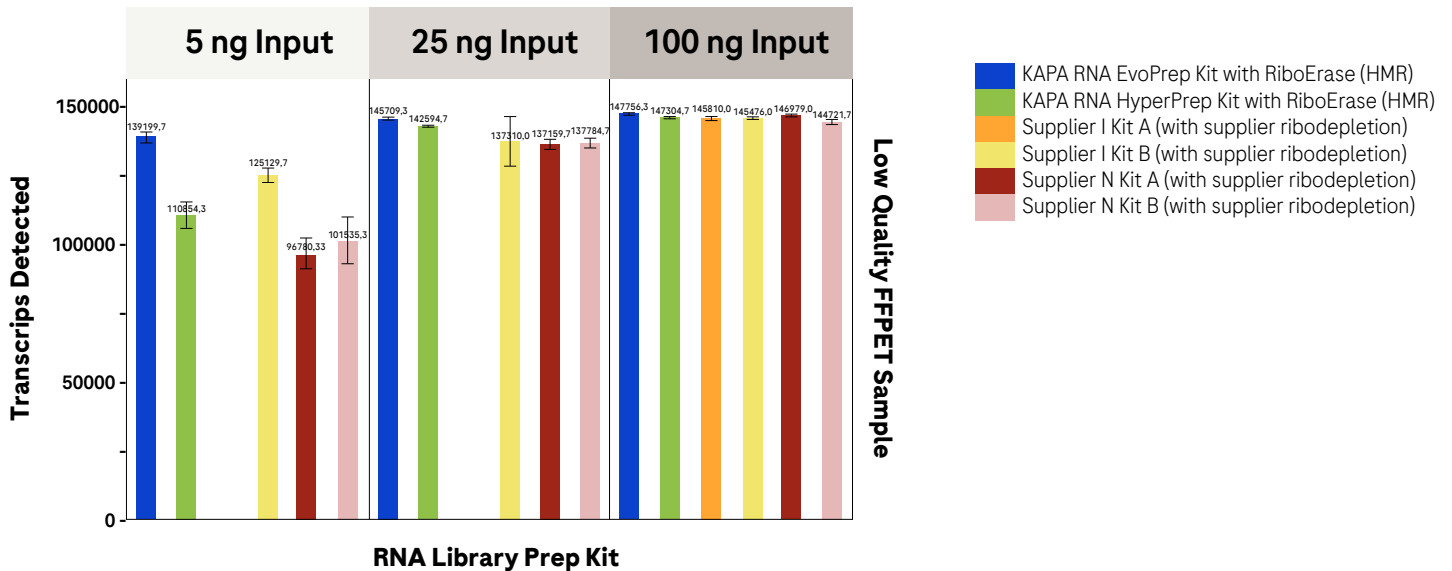


Figure 3. The **KAPA RNA EvoPrep Kit** consistently detects the highest number of unique transcripts across all input amounts, demonstrating higher sensitivity and robustness compared to supplier kits. This enhanced performance provides a more comprehensive view of the transcriptome, which is critical for biomarker discovery and understanding biological processes.¹

Discover more insights even from low quantity, low quality samples.

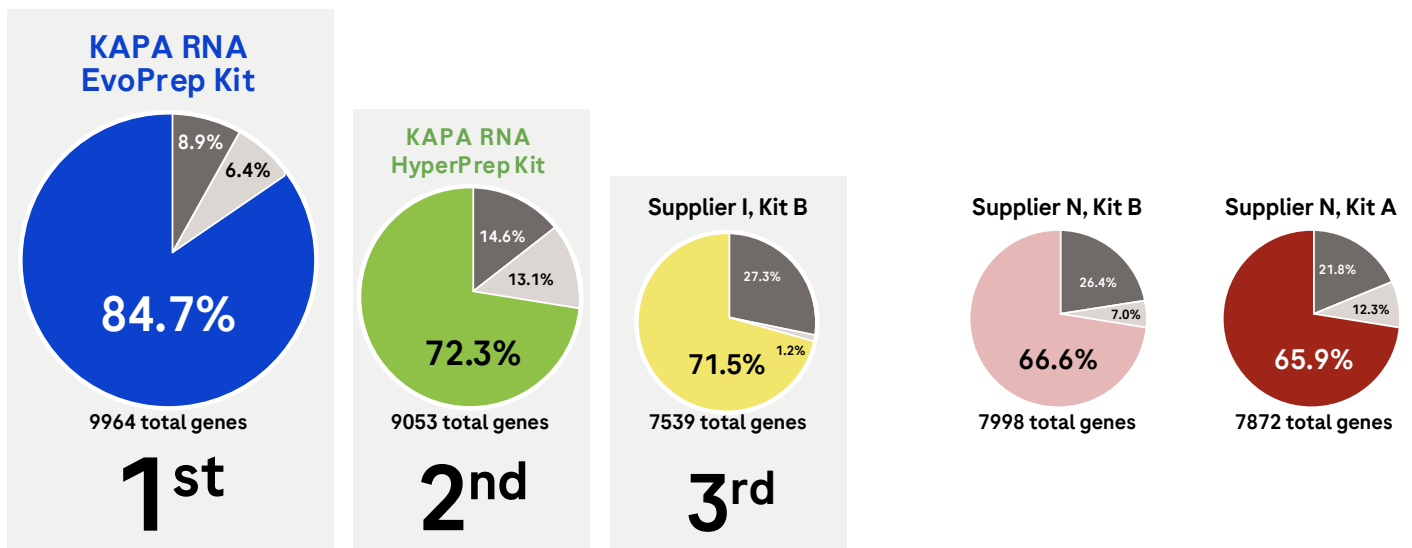


Figure 4. The **KAPA RNA EvoPrep Kit** demonstrates exceptional concordance* with a high-to-low input overlap of **84.7%**, significantly outperforming the KAPA RNA HyperPrep, Supplier I, and Supplier N kits. This means that an impressive majority of the genes detected were consistent regardless of the starting material. We see that only 8.9% of genes were unique to the high input, and a mere 6.4% were unique to the low input, proving the kit's incredible consistency. This high concordance rate indicates that the kit consistently detects the same transcripts regardless of starting material,² highlighting its robustness and reliability for a wide range of samples.

*Compared to earlier KAPA RNA Library Prep chemistries.

1. Larki Ard, F., Darabi, F., & Ghafourian, S. (2020). RNA sequencing: new technologies and applications in cancer research. *RNA sequencing*, 7(12), e147476.
 2. Sarantopoulou, D., Tang, S. Y., Ricciotti, E., Lahens, N. F., Lekkas, D., Schug, J., & Grant, G. R. (2019). Comparative evaluation of RNA-Seq library preparation methods for strand-specificity and low input. *BMC Genomics*, 20(1), 727.

Roche Mat. No.	Kit Description	Subkits	Reaction Size
10640561702	KAPA RNA EvoPrep (24rxn)	KAPA RNA EvoPrep KAPA HyperPure Beads	24
10640570702	KAPA RNA EvoPrep (96rxn)		96
10600730702	KAPA RNA EvoPrep (384rxn)		4 x 96
10600748702	KAPA RNA EvoPrep+RiboErase HMR (24rxn)	KAPA RiboErase HMR KAPA RNA EvoPrep KAPA HyperPure Beads	24
10600756702	KAPA RNA EvoPrep+RiboErase HMR (96rxn)		96
10600764702	KAPA RNA EvoPrep+RiboErase HMR (384rxn)		4 x 96
10600799702	KAPA RNA EvoPrep+RiboErase Globin (96rxn)	KAPA RiboErase HMR KAPA RNA EvoPrep KAPA HyperPure Beads KAPA Globin Depletion Oligos	96
10600802702	KAPA RNA EvoPrep+RiboErase Globin (384rxn)		4 x 96
10600829702	KAPA mRNA EvoPrep (24rxn)	KAPA mRNA Capture Kit KAPA RNA EvoPrep KAPA HyperPure Beads	24
10600837702	KAPA mRNA EvoPrep (96rxn)		96



Published by:
 Roche Diagnostics Scandinavia AB
 Box 1228
 171 23 Solna
 MC-SE-04183

sequencing.roche.com



For Research Use Only. Not for use in diagnostic procedures.
 KAPA, KAPA EVOT4 and KAPA HYPERPURE are trademarks of Roche.
 All other product names and trademarks are the property of their respective owners.
 © 2025 Roche Sequencing Solutions, Inc. All rights reserved.