


cobas® connection modules (CCM)

Everything designed to
work together as one

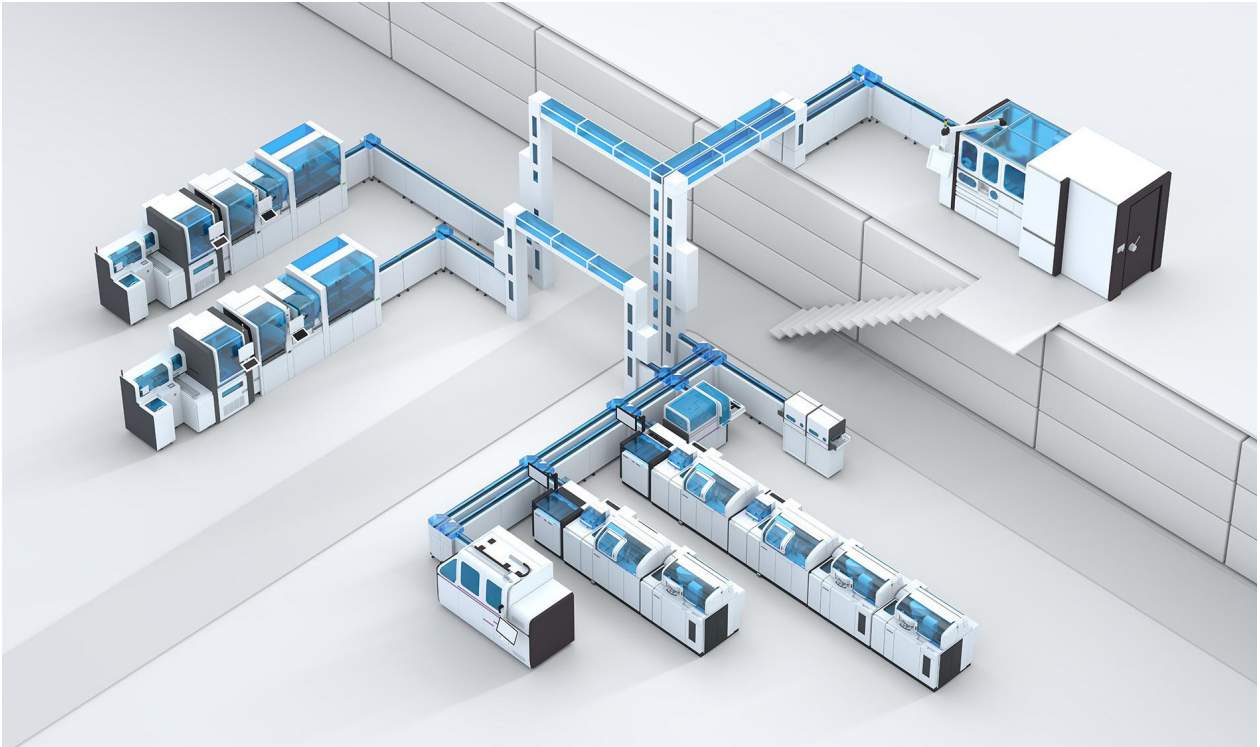




Performing today,
transforming tomorrow

Automation solutions

Design the solution that best fits your needs



Flexible

Flexible workflows and layouts



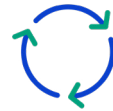
Scalable

Support from medium to mega lab



Serviceable

Reduced installation and service time



Seamless

Integration with our analyzers



Helping you perform at a consistently high standard

So patients can receive the right intervention at the right time




Everything designed
to work together as one



Designed for
high-throughput labs

Everything designed to work together as one

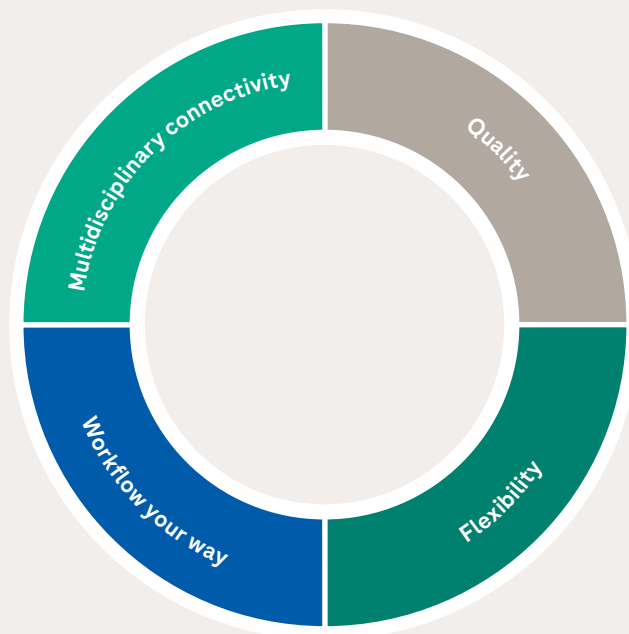


Multidisciplinary connectivity

Pioneer in connecting to Molecular Diagnostics and Urinalysis with complete test profile

Workflow your way

Custom choice between primary, aliquot or mixed workflow



Quality

Comprehensive inspection of sample quality at an early stage

Flexibility

Adapts to the lab's sample handling needs

Multidisciplinary connectivity

CCM gives you the option to connect multiple laboratory disciplines in a seamless integrated solution. CCM provides connection between analyzers guaranteeing predictable turn around times for high throughput laboratories.

Chemistry and Immunochemistry	CCM fully automates the laboratory process from sample entry to archive
Hematology	
Coagulation	Designed to consolidate the vast majority of your laboratory testing volume
Urinalysis	
Molecular Diagnostics	CCM offers options for connectivity with Roche and selective best-in-class third-party analyzers
Allergy*	
Specialized Infectious Diseases*	Options for integrated post-analytics - Add-on testing - Long-term refrigerated storage
Post-analytics	

CCM solutions are validated for cross-contamination compliance

Workflow your way

Personalized workflows enable you to choose from primary, aliquot or mixed workflow, the choice is yours.

- Primary sample workflow – if the focus is on cost efficiency
- Aliquot workflow – if the focus is on sample integrity and parallel testing
- Mixed workflow – to optimize the benefits of both



Workflow with primary samples

Less consumables, less waste



Workflow with aliquoting

Maintain sample integrity and deliver parallel processing for improved TAT



Workflow with aliquoting

Benefit from primary tube testing while being able to maintain sample integrity and improve TAT

More early inspections of samples. Good to go!

Quality checks

CCM performs comprehensive inspection of samples at an early stage, maximizing workflow efficiency.



Automated spin status detection

CCM detects whether blood samples have been centrifuged or not. Spin status enables a greater workflow efficiency, preventing unspun samples from being tested. Measurements are made via laser through 3 barcode labels.

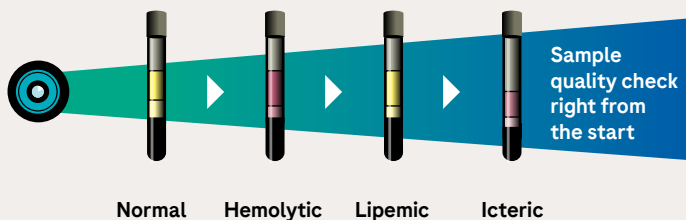


Automated sample quality check

Roche's automation solutions perform a comprehensive inspection of sample quality at an early stage. Tube type identification, liquid and volume detection, spin status and sample quality checks are done to optimize the overall lab workflow.

cobas' infinity IT solutions takes automated actions for:

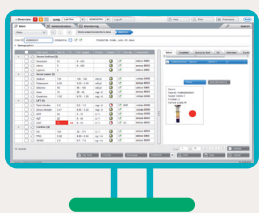
- shortest time to result;
- saving reagents and samples;
- avoiding to produce incorrect results.



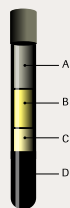


Capture of sample image


A valuable support for your medical decisions, enhancing reliable and fast results.



Sample image and data on
navify® Lab Operations

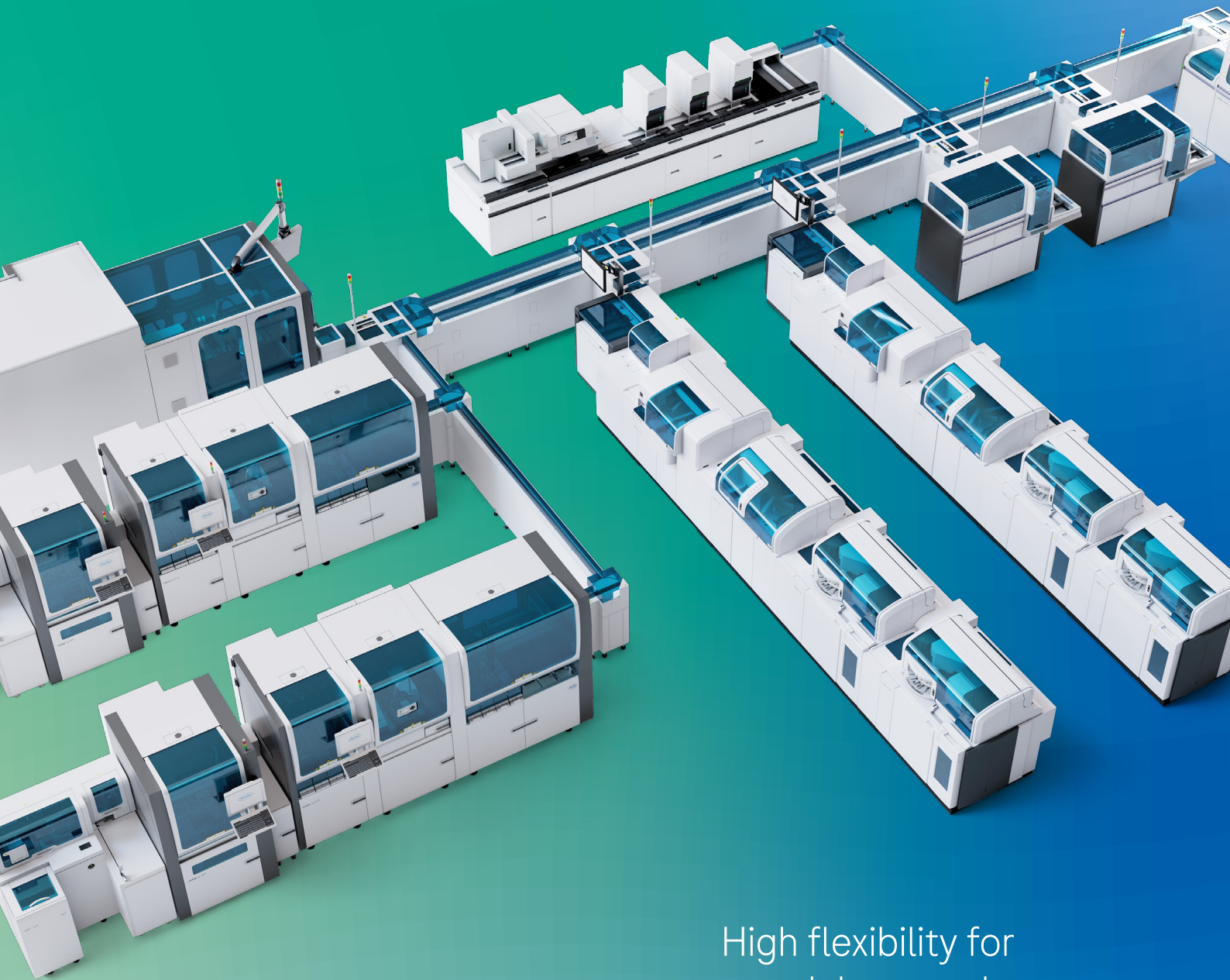


Sample
image



Immediate access to
samples' information

The growing flexibility



High flexibility for standalone work areas

CCM is also a valuable option for sorting non-connected work areas.


- Flexible and freely definable sorting areas
- Sorting into various racks supplied from Roche and other vendors
- First pass and recursive workflow
- Archiving of samples

Scalable


Easy on-site solution expansion as you need it.




01 Initial configuration,
pre-analytics connected
to Chemistry and
Immunochemistry



02 Refrigerated
longterm storage



03 Hematology, Coagulation
and Molecular Diagnostics



COBAS is a trademark of Roche.
© 2024 Roche

Published by
Roche Diagnostics International Ltd
CH-6343 Rotkreuz
Switzerland

diagnostics.roche.com
