


cobas[®] 8100 automated workflow series
3-D intelligence in lab automation

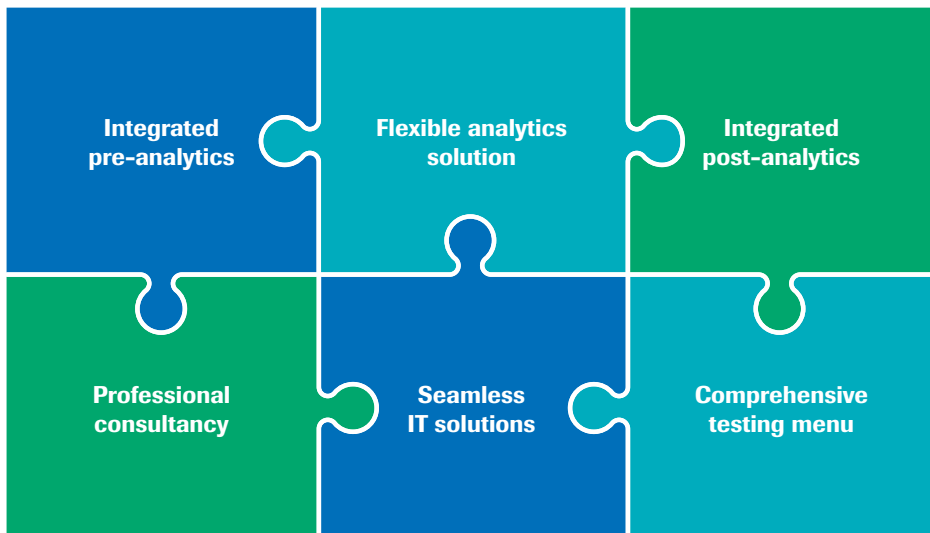


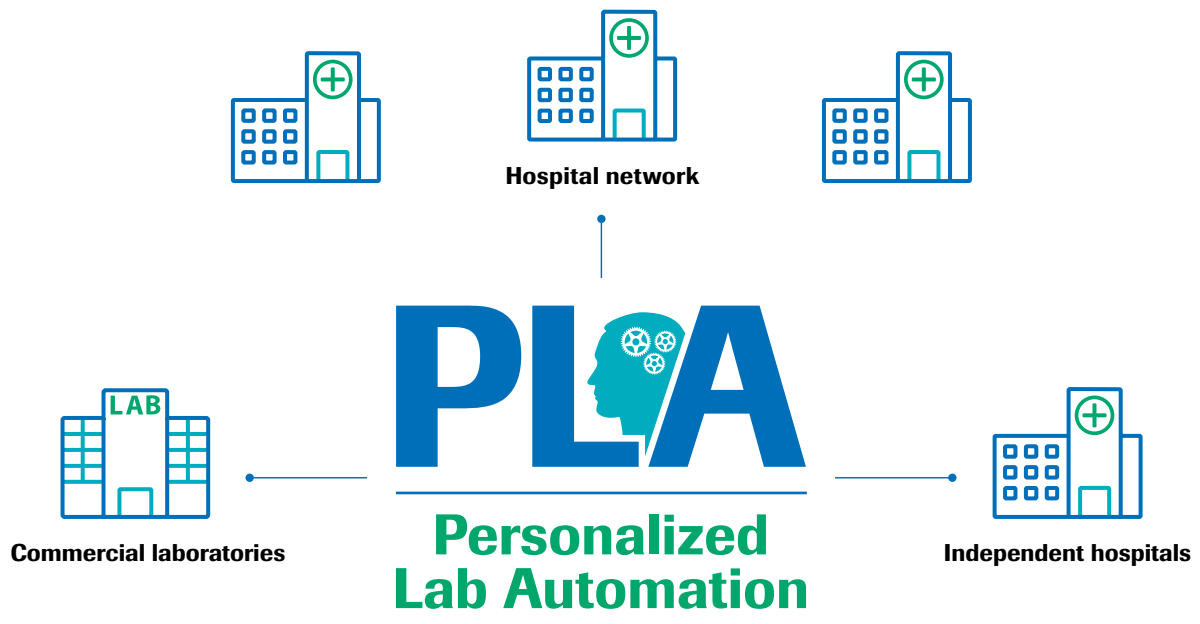
Personalized Lab Automation

*Maximizing Testing Efficiency
and Medical Value*



At Roche, laboratory automated solutions deliver the quality and reliability you expect, with the personalization required by low-, mid- and high-volume laboratories.





1. Virtual Automation

To have the control you need, ensuring quality and efficiency across your lab, Virtual Automation gives you the capability to track your samples and reduce manual tasks through the cobas IT solutions.


2. Standalone Automation

Pre- and post-analytical tasks are automated, offering maximum efficiency through flexible standalone solutions. It significantly reduces manual steps in the lab, enhancing error handling, safety and process quality.

3. Integrated Automation

In addition to having all the benefits of Standalone Automation, Integrated Automation offers transportation. Physically connecting different instruments allows maximum predictability of time to test results.

*The complete solution,
today and tomorrow*





*Quality and reliability
you can trust*

cobas[®] 8100 automated workflow series

Providing you with real value

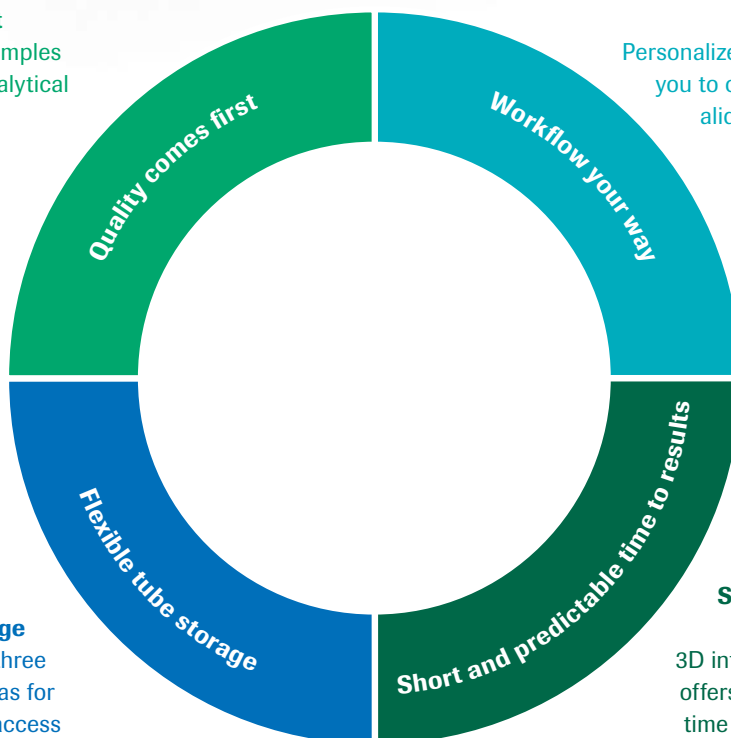


Quality comes first

Early check of the samples quality at the pre-analytical stage for maximum workflow efficiency

Workflow your way

Personalized workflows to enable you to choose among primary, aliquot or mixed workflow



Flexible tube storage

cobas[®] 8100 offers three different storage areas for tubes ensuring fast access as soon as the tube is needed

Short and predictable time to results

3D intelligent tube transport offers short and predictable time to results. Streamlined processing of multiple disciplines

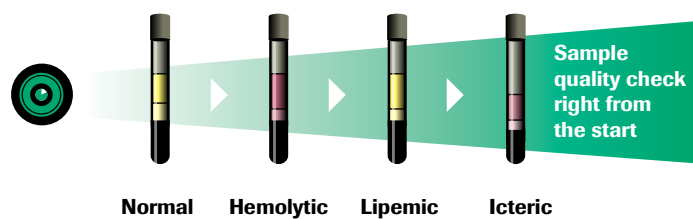


Whether your laboratory's challenge is high throughput, short turnaround times or both, the **cobas® 8100** automated workflow series will fulfill your laboratory's changing needs, allowing you to work faster and more efficiently.

Quality comes first

At an early pre-analytical stage, Roche automation solutions check the sample quality through a high definition camera and liquid level detection, maximizing workflow efficiency.

- Early error detection
- Reduced workload
- No reagent waste



Workflow your way

Personalized workflows enable you to choose from primary, aliquot or mixed workflow, the choice is yours.

- Primary sample workflow – if the focus is on cost efficiency
- Aliquot workflow – if the focus is on sample integrity and parallel testing
- Mixed workflow – to optimize the benefits of both



Workflow with primary samples
Less consumables, less waste



Workflow with aliquoting
Maintain sample integrity and deliver parallel processing for improved TAT



Mixed workflow
Benefit from primary tube testing while being able to maintain sample integrity and improve TAT

cobas[®] 8100 automated workflow series

3-D intelligent sample transportation



3D bi-directional tube transport

Tubes always have a clear destination

Tubes can bypass modules

Multi-level tube transport

Full and empty sample carriers run on different levels

Short and predictable time to results

Shortest route – only the necessary stops – without delay

When high-throughput sample processing is required and physicians and their patients are waiting, it is critical to avoid any delays in the workflow. In **cobas** 8100, 3-D intelligent bi-directional transportation is located inside each module. The transport lines lie

on two levels: an upper level for full carriers and a lower level for empty carriers, ensuring that empty carriers do not block the sample transportation line. The unobstructed sample transportation, with fast access to the next processing step, results in a predictable short turnaround time, even during peaks in your laboratory's workflow.

STAT prioritization in all steps in the process

- STAT management in pre-analytical phase and sample transport
- STAT management in all analyzers

Multi-discipline connectivity to automate the full menu

- Broad reagent portfolio to consolidate 98% or more of routine serum work area
- Designed with options for connectivity to immuno and clinical chemistry, hematology, coagulation, selective best-in-class third-party analyzers and archiving
- **cobas** 8100 fully automates the laboratory process from sample entry to archive
- Integrated post-analytic solutions with add-on buffer module for add-on requests within one day

Flexible tube storage

A solution with **cobas** 8100 offers three storages concepts, ensuring fast automated access to samples whenever needed.



cobas 8000 modular analyzer series
Module sample buffers

Short-term storage

When a sample needs only one run



cobas 8100 automated workflow series
Add-on/output buffer

Mid-term storage

For add-on requests within one day/
sample archiving



cobas p 501/p 701 post-analytical unit
Refrigerated storage

Long-term storage

To ensure long-term sample stability

cobas[®] 8100 automated workflow series

Accommodates your laboratory's specific needs



Output station

- 01 Restopper flex-cap/screw cap
- 02 Add-on/output buffer
- 03 Output buffer/sorter

Modular and Scalable

Easy on-site growing as you need it

- Easy addition of **modules** for more functionality or higher throughput
- Easy addition of **analyzer modules** within an existing analyzer buffer
- Easy addition of a **new analyzer** by expanding the layout

Building on long-standing experience, the high quality standards, a proven reliability, as well as innovative cutting-edge technology, the cobas 8100 automated workflow series from Roche and Hitachi serves all your automation needs and helps ensure that you will always deliver – whatever the demands may be.



Input station

- 04 Input buffer
- 05 Automatic centrifuge unit
- 06 Sample check module
- 07 Destopper



Aliquot station

- 08 Barcode labeler/tube feeder
- 09 Aliquot module

cobas 8100 intelligent tube transport provides a short predictable time to results, including prioritization for emergency samples. With flexible workflows, early error detection and fully automated add-on handling, **cobas 8100** allows for personalized solutions to suit individual laboratory needs, ensuring that quality comes first.



COBAS and COBAS P are trademarks of Roche.
All other trademarks are property of their respective owners.

© 2017 Roche

Published by:
Roche Diagnostics (Schweiz) AG
Industriestrasse 7
CH-6343 Rotkreuz

cobas.ch

